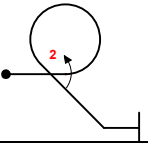
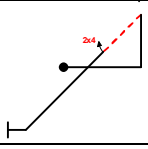
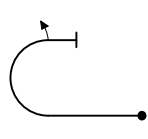
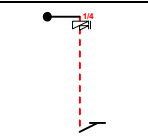
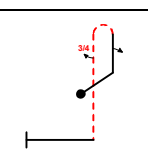
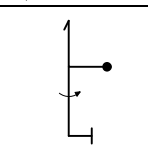
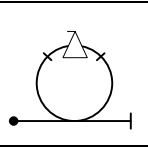
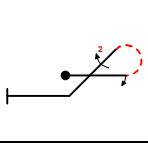
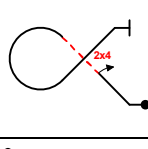
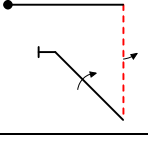


SCORESHEET						
A	OFFICIAL 2015 SPORTSMAN	Date:	Category:			
		Sportsman				
No	Symbol	Catalogue No.	K	Total K	Score	Remarks
1		8.7.5.1 9.2.3.4	11 9	20		
2		1.2.7.1 9.4.4.2	13 5	18		
3		7.2.2.1 9.1.3.2	6 4	10		
4		1.1.6.3 9.11.1.5	10 4	14		
5		8.4.3.1 9.1.5.3 9.1.1.2	15 6 8	29		
6		5.2.1.1 9.1.5.4	17 8	25		
7		7.4.1.1 9.9.3.4	10 11	21		
8		8.5.7.1 9.1.3.2 9.2.4.4	12 4 9	25		
9		7.3.2.1 9.4.2.2	14 7	21		
10		1.2.6.3 9.1.5.2 9.1.2.4	15 4 10	29		
11						
12						



Item	Score
Sound	

Item	Yes/No
Pilot/Panel	

Item	Score
Air Space Control	

TOTAL K = **212**

pilot

A/C Type

BContest: **OFFICIAL 2015 SPORTSMAN**

Date:

Program: **Sportsman**

wind direction

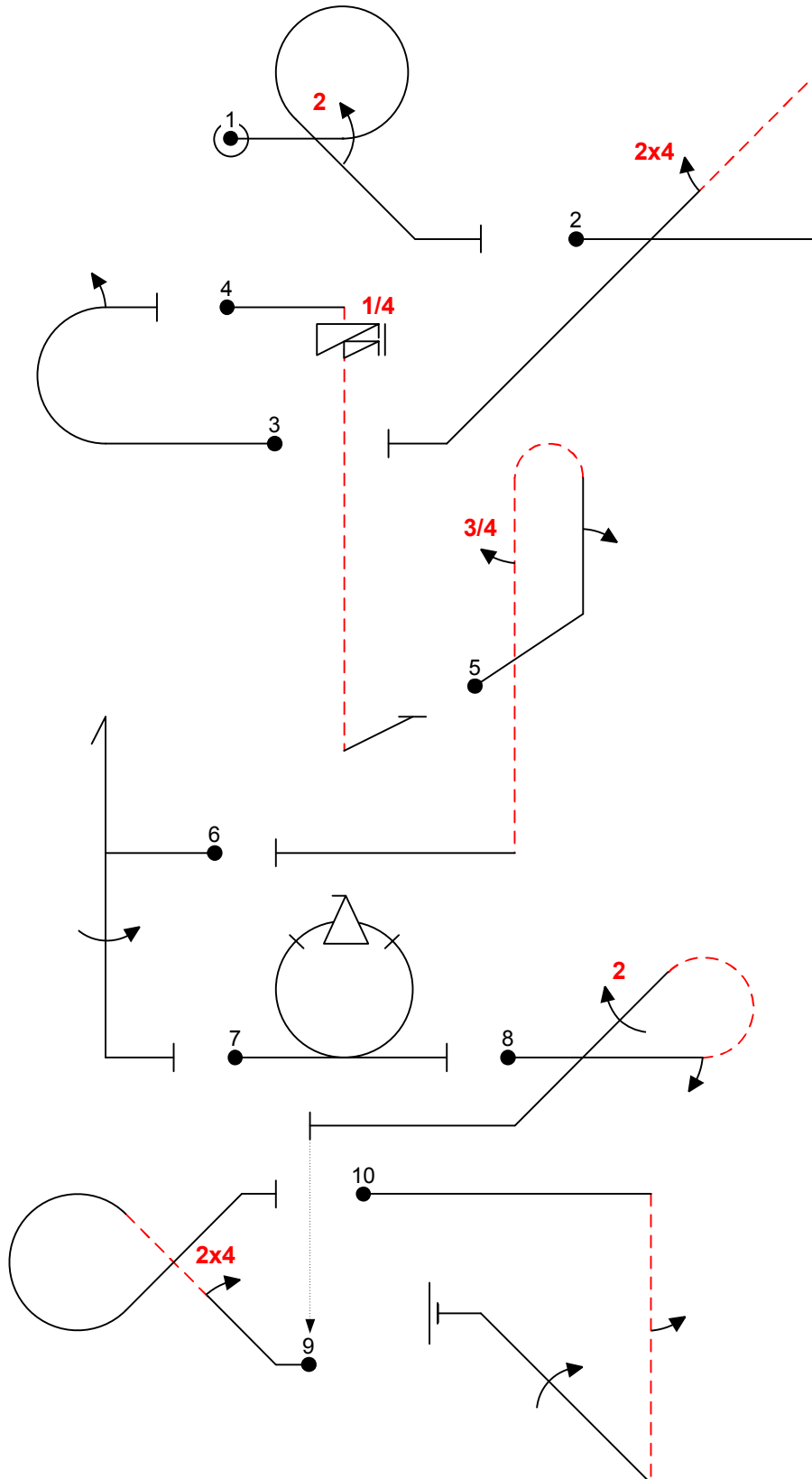


Fig 1	8.7.5.1 9.2.3.4	11 9	20
Fig 2	1.2.7.1 9.4.4.2	13 5	18
Fig 3	7.2.2.1 9.1.3.2	6 4	10
Fig 4	1.1.6.3 9.11.1.5	10 4	14
Fig 5	8.4.3.1 9.1.5.3 9.1.1.2	15 6 8	29
Fig 6	5.2.1.1 9.1.5.4	17 8	25
Fig 7	7.4.1.1 9.9.3.4	10 11	21
Fig 8	8.5.7.1 9.1.3.2 9.2.4.4	12 4 9	25
Fig 9	7.3.2.1 9.4.2.2	14 7	21
Fig 10	1.2.6.3 9.1.5.2 9.1.2.4	15 4 10	29

Total K = 212

wind direction →

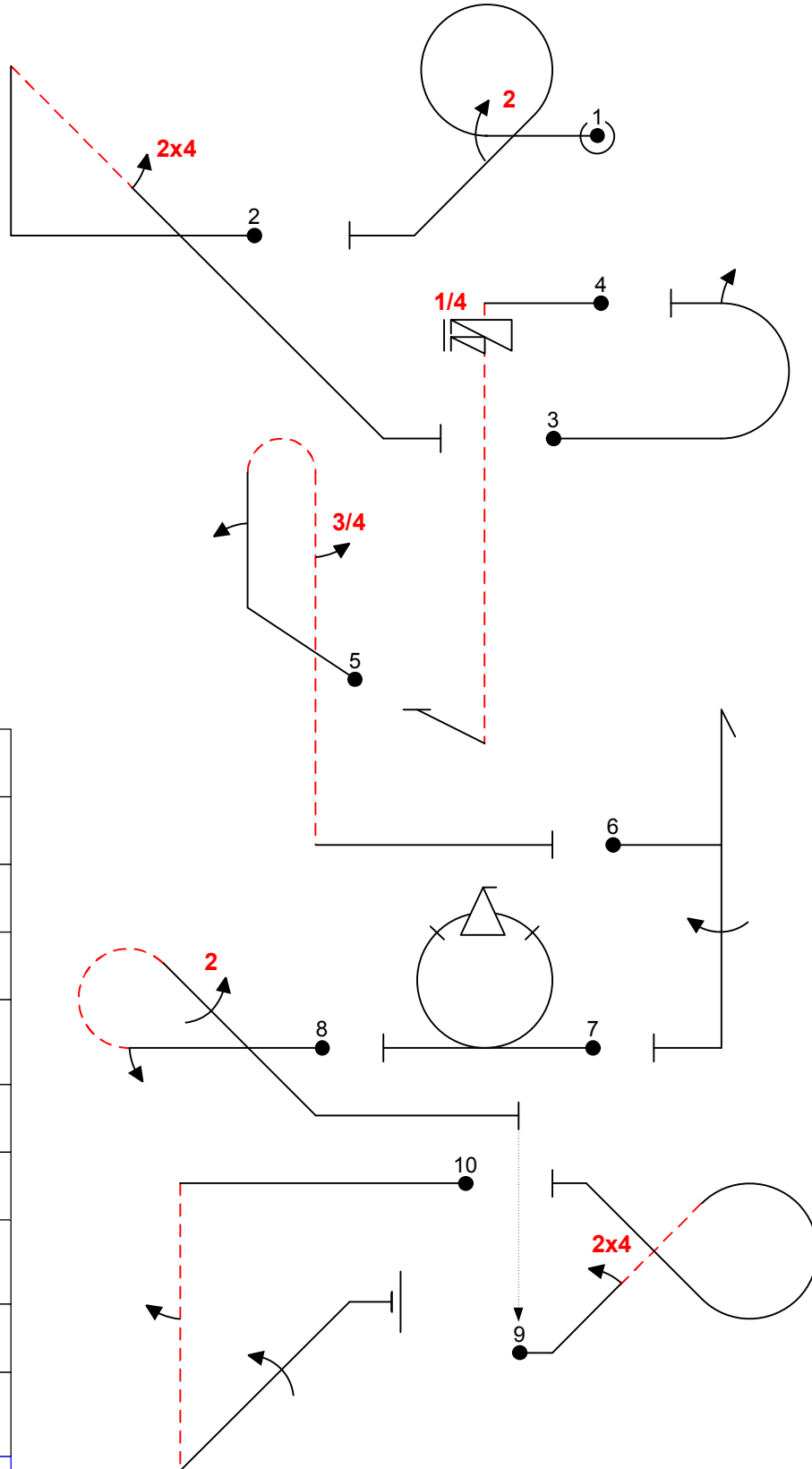


Fig 1	8.7.5.1 9.2.3.4	11 9	20
Fig 2	1.2.7.1 9.4.4.2	13 5	18
Fig 3	7.2.2.1 9.1.3.2	6 4	10
Fig 4	1.1.6.3 9.11.1.5	10 4	14
Fig 5	8.4.3.1 9.1.5.3 9.1.1.2	15 6 8	29
Fig 6	5.2.1.1 9.1.5.4	17 8	25
Fig 7	7.4.1.1 9.9.3.4	10 11	21
Fig 8	8.5.7.1 9.1.3.2 9.2.4.4	12 4 9	25
Fig 9	7.3.2.1 9.4.2.2	14 7	21
Fig 10	1.2.6.3 9.1.5.2 9.1.2.4	15 4 10	29

Total K = 212